


The high-performance ETICS hammer-set fixing with compound nail



BUILDING MATERIALS

- Building material classes A, B, C, D, E
- Concrete
- Full blocks made from concrete
- Building brick
- Solid sand-lime brick
- Hollow blocks made from lightweight concrete
- Vertically perforated brick
- Perforated sand-lime brick
- Lightweight aggregate concrete
- Aerated concrete

APPROVALS



ADVANTAGES

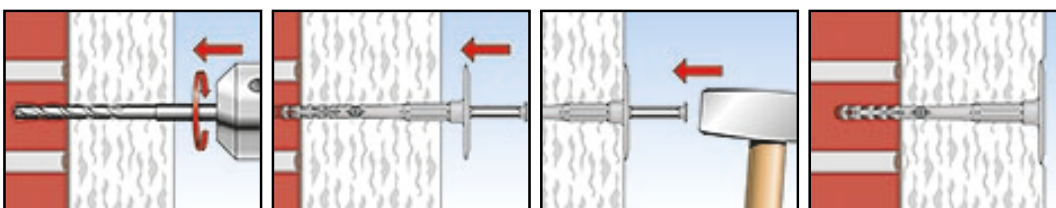
- To set with few hammer blows.
- The disc fits tight into the insulation thanks to its thickness of only 2.5 mm. Thus allows the application of low-cost, thin reinforcement layers.
- High retention forces thanks to the steel tip of the compound nail.
- Small anchoring depth of 35 mm saves on drilling times.
- The Termoz CN is virtually free of thermal bridging due to the compound nail.
- The compression zone in the shank allows the disc to be drawn in precisely.
- Can be combined with the insulating discs DT 90, DT 110 and DT 140 for very soft insulating materials.
- For insulating material thicknesses up to 340 mm.

APPLICATIONS

- Attachment of ETICS insulating boards on concrete and masonry
- Flush-to-surface installation in ETICS insulating materials and mineral wool e.g. polystyrene

FUNCTIONING

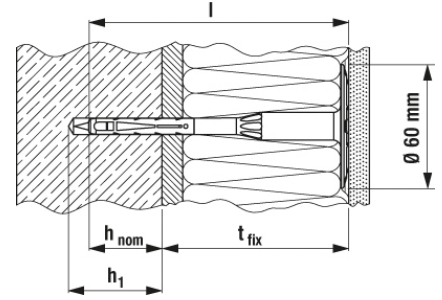
- The fixing is set in push-through installation.
- Simple, fast setting by driving the compound nail in using a standard hammer.
- Non load bearing layers such as adhesive and old plaster are included in the maximum useful length.



TECHNICAL DATA



termoz CN 8



Article name	Art.-No.	ETA-approval	Drill hole diameter d_0 [mm]	Min. drill hole depth h_1 [mm]	Effect. anchorage depth h_{ef} [mm]
termoz CN 8/110	507418	■	8	45	35
termoz CN 8/130	507419	■	8	45	35
termoz CN 8/150	507420	■	8	45	35
termoz CN 8/170	507421	■	8	45	35
termoz CN 8/190	507422	■	8	45	35
termoz CN 8/210	507423	■	8	45	35
termoz CN 8/230	507424	■	8	45	35
termoz CN 8/250	507425	■	8	45	35
termoz CN 8/270	507426	■	8	45	35
termoz CN 8/290	507427	■	8	45	35
termoz CN 8/310	507428	■	8	45	35
termoz CN 8/330	507429	■	8	45	35
termoz CN 8/350	507430	■	8	45	35
termoz CN 8/370	507431	■	8	45	35
termoz CN 8/390	507432	■	8	45	27

LOADS

Permissible loads¹⁾⁴⁾ for a single anchor for fixing of external thermal insulation composite systems

For the design the complete approval ETA-09/0394 has to be considered.

Base material ³⁾	min. raw density class ρ [kg/dm ³]	min. compressive brick strength f_b [N/mm ²]	Drilling method ²⁾ [-]	Permissible loads according ETA-approval [kN]
Concrete		C12/15	H	0,30
Concrete		C16/20	H	0,30
Concrete		C50/60	H	0,30
Solid sand-lime brick KS	1,8	12	H	0,30
Solid brick Mz	2,0	12	H	0,30
Full blocks made from concrete Vbn	2,0	20	H	0,25
Perforated sand-lime brick KSL	1,4	12	H	0,17
Vertically perforated brick Hlz	1,0	12	R	0,20
Hollow blocks made from lightweight concrete Hbl	1,2	10	H	0,20
Solid blocks made from lightweight concrete Vbl	1,4	8	H	0,20
Lightweight aggregate concrete LAC	0,8	4	H	0,13
Lightweight aggregate concrete LAC	0,8	6	H	0,20
Triple-skin outer wall panels made of concrete		C20/25	H	0,30

¹⁾ The required partial safety factors for material resistance as well as a partial safety factor for load actions $\gamma_f = 1,5$ are considered.

²⁾ H = Hammer drilling; R = Rotary drilling

³⁾ Restrictions concerning each producer and the possible hole pattern resp. web thickness please see approval. The characteristic tension resistance of the anchor may be determined by means of job site pullout tests carried out on the material actually used, if a characteristic resistance of the base material does not exist.

⁴⁾ Tensile loads only